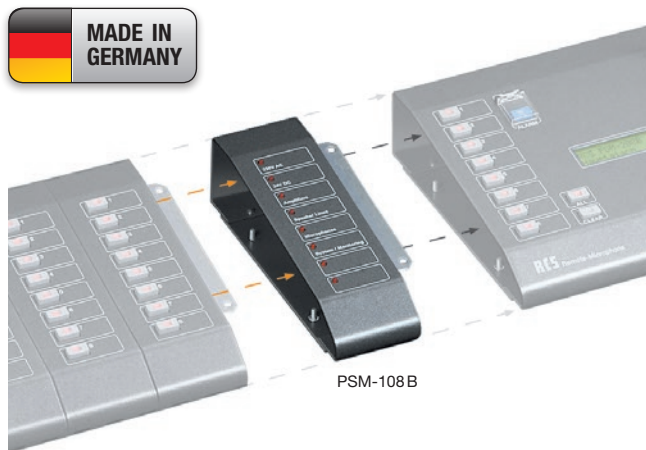




Microphone fault indicator module PSM-108 B



Description

This microphone fault indicator modul displays selectively numerous appearing errors according to **IEC 50849** directly on one selected microphone. The module is mounted to the microphone as extension unit.

The following malfunctions are signalled:

- ❶ Failure of main power supply
- ❷ Failure of emergency power supply
- ❸ Failure of an amplifier
- ❹ Change of impedance of a speaker line
- ❺ Failure of a microphone or its cable
- ❻ Failure of the siren or text module
- ❼ Bus interruption or failure of a device
- ❽ Memory error or failure of a module

★

Technical data	PSM-108 B
Power supply	via cable PFK-101 (5V)
Current consumption min./max.	150 µA / 5 mA
Fault indicators	8
Dimensions (W x H x D)	55 x 45 x 182 mm
Weight	300 g

Microphone fault indicator module **PSM-108 B**
Substation extension unit for PDM-208 B

Microphone Extension Unit PEM-008 B



A maximum of up to 7 extension units PEM-008 B may be connected modularly to the remote microphone PDM-208 B.

Thus up to 64 speaker lines may be addressed individually or in groups with a fully extended microphone unit.

Any of the freely programmable buttons may be programmed for individual zones of groups with multiple speaker lines. The buttons may also be programmed as „direct buttons“.

Microphone Extension Unit, with 8 switches **PEM-008 B**
Substation Extension Unit for PDM-208 B

Adress module PAM-130 A



This address module is suited for mounting to the remote microphone types PDM-208 B and PTM-101 B.

The module displays the internal address (e.g. room number) which is sent by the caller of a different remote microphone (PTM- or PWM-101 B).

The addresses of the remote microphone PTM-101 B and the conversation-unit PWM-101 B are being evaluated through the connected main line, as well as the three-digit display.

Adressmodul **PAM-130 A**
Substation Extension for PDM-208 B

Ten keys pad PZM-310 B



Ten keys pad as extension unit of the substation PDM-208 B, for selection of single or less used zones.

By the use of the PZM-310 B, the substation remains compact and clear.

All speaker lines are separately selectable. Similarly speaker groups can be configured. The background music of each line can be independently enabled or disabled.

Ten keys pad **PZM-310 B**
Substation extension unit for PDM-208 B



Remote microphones description

With the basic version of the digital remote microphone PDM-208B, 8 loudspeaker groups or speaker lines can be controlled.

The module for the extension of remote microphones (PEM-008B) increases the switching possibility for 8 further buttons in order to enable extension by 64 memory buttons.

Alternatively it can be expanded by a tenner keyboard PZM-310B (up to 224 lines)


The remote microphone PDM-208B is additionally equipped with a LCD-display with plain text, via which diverse information can be displayed.

- Each tact switch function is individually programmable. This means every tact switch can be dedicated to every speaker line or speaker group. In addition different chimes and alarm functions are possible.
- The Microphone amplifier has a built-in gate to reduce background noise and a built-in compressor to improve speech transmission.
- Big talk button with busy light, All Call button with indicator and covered alarm button with light.
- A standard Cat. 7 cable can be used as bus cable, which enables a bus length up to 1 km without additional amplification, an easy and low priced installation. Additional cable for bus feed depends on current consumption, only at longer distances.

- Power supply for remote microphones via bus cable (25 pin D-sub connector PBA-, PWS-, PAS-300B).
- Configuration of the remote microphones is possible by the software „VARES-3000 Config“ via every bus connection.
- Firmware update by update-socket on the device by the manufacturer.

Technical data	PDM-208 B
Frequency range	100 ~ 15.000 Hz
Characteristics	Cardioid (Electret)
Power supply	24V DC / 55 mA
Power source	from PSS-224 C (via bus cable)
Dimensions	211 x 42 x 181 mm
Weight	1,1 kg

Microphone Extension Unit



Model designations

„VARES-3000“ Display Remote Microphone, with 8 switches **PDM-208 B**

„VARES-3000“ Extension Cable, Microphone Extension Unit PEM-008B **PFK-101**

All call remote microphone



Fire Brigade remote microphone



Description

This addressable all call remote microphone is suited for building the intercommunication system with up to 200 participants.

The remote microphone has a busy LED and is connected via status line to the PSS-224C. Each time you press the Talk button, the address is transmitted to the VARES-3000 system. In case you speak on a PTM-101B, a BUSY-LED lights up and the busy line will be occupied for all other remote microphones.

The electret condenser microphone, with cardioid characteristic, and the built-in microphone amplifier with gate and compressor function guarantees perfect speaker comprehensibility without blasting.

Please consider the following features:

- A noise-compensated C-condenser-capsule with cardioid characteristic is built into the gooseneck.
- Desktop microphone is symmetrically built and powered with 24 V DC.
- The remote microphone has a very low back-coupling ratio. It is equipped with a 25-pin Sub-D connector, which allows it to be connected to any VARES-3000 system bus socket.

★

Technical data	PTM-101 B
Power supply	from PSS-224C via bus cable, 24V DC
Frequency range	100 - 15.000 Hz
Bus connections	25-pin. sub-D cable Bus-connector socket PBA-, PWS-, PAS-300 B
Microphone level	0dB to -12dB internal switchable
Characteristics	Cardioid
Dimensions (WxHxD)	131 x 42 x 181 mm,
Weight	850 g

„VARES“ All call remote microphone **PTM-101 B**

Description

This fire brigade remote microphone PFM-308C with red side panels is monitored electronically according to **VDE 0828/IEC 50849**. Up to 8 speaker line groups can be switched on via these memory buttons as well as prepared texts from the text module PMM-132B of the PSS-224C. In case of an alarm a building can be evacuated effectively. Easy installation and intuitive operation is self explanatory.

- Remote microphone with integrated monitoring module PMO-400B for microphone monitoring according to **VDE 0828/IEC 50849**.
- The pre amplifier for the microphone is equipped with a gate in order to blank side tones, a compressor for improved comprehensibility and blasting.
- Large speak button with integrated busy-indicator, all call button as well as a covered alarm button.
- Freely programmable configuration of each individual memory button, which means that any speaker line or group can be assigned to a button simultaneously.
- Additionally a variety of chime and alarm functions are to be assigned.
- Configuration of the remote microphones via „ConfigV3000“ software possible from each bus connector.
- Firmware update by update-socket on the device by the manufacturer.

Technical Data	PFM-308 C
Power supply	from PSS-224C via bus cable, 24V DC
Frequency range	100 - 15.000 Hz
Bus connections	25-pin. sub-D cable, Bus-connector socket PBA-, PWS-, PAS-300 B
Memory buttons	8
Characteristics	Cardioid
Dimensions (WxHxD)	221 x 42 x 181 mm,
Weight	1,1 kg

„VARES“ Fire Brigade remote microphone. **PFM-308 C**



Description of the remote microphone

This fire brigade wall remote microphone PFM-330D in a red, lockable sheet steel housing with a viewing window is in accordance with the norm ÖNORM F 3033 and is electronically monitored according to **VDE 0828/IEC 50849**. Five alarm announcements can be called in five freely configurable zones, via illuminated buttons from the text module PMM-132 B of the PSS-224 C. Through this, in case of an emergency, a directed evacuation can be initiated.

The device was especially developed for its intended use and was optimized for the operator (rescue worker). Easy installation and intuitive operation are a matter of course.

Please consider the following features:

- Device is in accordance with **ÖNORM F 3033**.
- 5 standardized illuminated buttons for emergency announcements.
- Standardized illuminated button for clear.
- Standardized, covered illuminated button for reverse, switching off the active alarm announcement.
- Visual signal of the operating condition of the PFM-330 D (operation, failure, bus busy)
- Pre-amplifier for the microphone with gate to blank side noise and compressor for better comprehensiveness and blasting.

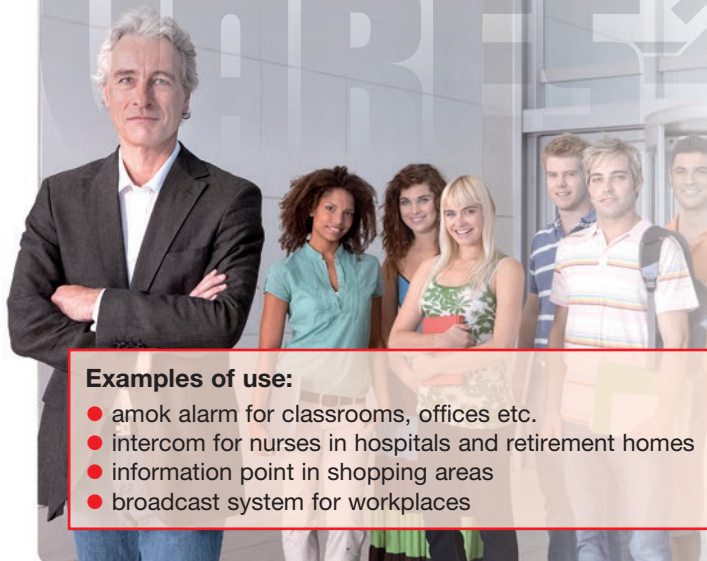
- Monitoring of the microphone, (module PMO-400 B integrated on main board) the signal ways and the speak button according to **VDE 0828/IEC 50849**.
- Easy mounting, caparison- and flush-mounting are possible.
- Robust, lockable sheet steel housing with Plexiglass.
- Easy programming / allocation of the alarm announcements via the "ConfigV3000" software.
- Exchangeable lock in a standard half cylinder format.

★

Technical data	PFM-330 D
Frequency range	300Hz-6kHz
Characteristics	Cardioid
Power supply	from PSS-224 C (via bus cable) 24V DC
Bus connection	10-pin. system plug
Microphone	dynamic hand microphone with talk button
Dimensions	300 x 200 x 70 mm
Weight	1,7 kg

Model designation

„VARES-3000“ Fire Brigade Wall remote microphone **PFM-330 D**



Examples of use:

- amok alarm for classrooms, offices etc.
- intercom for nurses in hospitals and retirement homes
- information point in shopping areas
- broadcast system for workplaces



Description

PWM-101 B acts as a very versatile extension of the digital VARES-3000 system. Besides a classic talk-back functionality it offers the functionality to serve as an essential security asset for **precisely targeted alarms in any case of emergency**. Especially in amok situations it provides a secure and prioritised communication channel between the calling point and the head office.

It is possible to send an alarm message from a classroom only to the secretariat without alerting the whole building. Each PWM-101 B is equipped with an individual address code, so the secretariat is informed about the origin of the incoming call in the very moment the push-to-talk button on PWM-101 B is pressed. Reactions can be initiated very quickly and targeted this way.

Please consider the following features:

- integrated pre-amplifier with voice-operated gate function.
- high-quality compressor for equal microphone sound level.
- 3-stage microphone amplifier input gain switch and a microphone amplifier volume trim pot.
- 6 W 5"- loudspeaker including 100 V-transformer.
- up to 200 PWM-101 B can be used parallel on a BUS.
- Transformer symmetrical NF-output.
- Can be connected directly via BUS-line (Cat 7).
- Programmable line allocation for PSS-224 C via module PIC-208 B.
- Addressable status-output in order to evaluate the according area of speech.

- Built on power-coated, perforated steel plate front panel equipped with a red "busy"-LED.
- Available as surface or flush-mounting.



Technical data	PWM-101 B/101U
Power rating (music power handling)	6 W (10W)
Adjustments at 100 V (in Watt)	6 – 3 – 1,5 W
Power Supply	24V / 50mA
Microphone capsule / Characteristic	Electret; Cardioid
Sound pressure at 1W/1m	95 dB
Nominal gauge	775mV
Nominal impedance	600 ohms
Dimensions (WxHxD); Weight; Colour	180 x 180 x 65 mm; 1 kg; white

Model designations

„VARES-3000“ Conversation-Unit,	PWM-101 B
optional Accessories	
Surface-mount housing, for PWM-101 B	UPG-400
Flush-mount housing, for PWM-101 B	APG-400